

**EUPPUMPS**

**F00HN37759 Common Rail EUP Pump Repair Kit 13-piece Set 0414 Series**

**Technical File**

**SKU: G1K3F00HN37759**

# EUP PUMPS

**COMMON RAIL 0414** TECHNICAL DOCUMENTATION



**F00HN37759 Common Rail EUP Pump Repair Kit 13-piece Set****0414 Series Technical File****Content**

1. F00HN37759 Common Rail EUP Pump Repair Kit Introduction .....	2
1.1. F00HN37759 Common Rail EUP Pump Repair Kit Basic Information .....	2
1.2. F00HN37759 Common Rail EUP Pump Repair Kit Common Part Number .....	2
1.3. F00HN37759 Common Rail EUP Pump Repair Kit Matching Information .....	2
1.4. F00HN37759 Common Rail EUP Pump Repair Kit Specifications and Dimensions .....	2
1.5. F00HN37759 Common Rail EUP Pump Repair Kit Quality Control .....	3
1.6. F00HN37759 Common Rail EUP Pump Repair Kit Customized Service .....	3
1.7. F00HN37759 Common Rail EUP Pump Repair Kit Packing List and Package Size .....	4
1.8. F00HN37759 Common Rail EUP Pump Repair Kit Testing Standard and Certificate .....	5
1.9. F00HN37759 Common Rail EUP Pump Repair Kit Warranty Instructions .....	6
2. F00HN37759 Common Rail EUP Pump Repair Kit Technical Support .....	7
2.1. F00HN37759 Common Rail EUP Pump Repair Kit Installation Precautions: .....	7
2.2. Reasons for F00HN37759 Common Rail EUP Pump Repair Kit Not Working Normally .....	7
2.3. Causes of F00HN37759 Common Rail EUP Pump Repair Kit Being Damaged .....	7
2.4. F00HN37759 Common Rail EUP Pump Repair Kit Technical Support Obtaining Methods .....	8
3. F00HN37759 Common Rail EUP Pump Repair Kit Purchase and Delivery .....	8
3.1. F00HN37759 Common Rail EUP Pump Repair Kit Purchase Payment Term .....	8
3.2. F00HN37759 Common Rail EUP Pump Repair Kit Main Sales Markets .....	8
3.3. F00HN37759 Common Rail EUP Pump Repair Kit Declaration Requirements .....	8
3.4. F00HN37759 Common Rail EUP Pump Repair Kit Shipping Ways .....	9
3.5. F00HN37759 Common Rail EUP Pump Repair Kit Lead time .....	9
3.6. F00HN37759 Common Rail EUP Pump Repair Kit Logistics Time for Destination Out of China's Areas .....	9
3.7. F00HN37759 Common Rail EUP Pump Repair Kit Packing .....	9
4. F00HN37759 Common Rail EUP Pump Repair Kit Storage Standard .....	10
5. Company Information .....	11
5.1. Company Introduction .....	11
5.2. Contact Information .....	12
6. Copyright Statement .....	12

## F00HN37759 Common Rail EUP Pump Repair Kit 13-piece Set

### 0414 Series Technical File

#### 1. F00HN37759 Common Rail EUP Pump Repair Kit Introduction

##### 1.1. F00HN37759 Common Rail EUP Pump Repair Kit Basic Information

Title	F00HN37759 Common Rail EUP Pump Repair Kit 0414 Series	Quality
SKU	G1K3F00HN37759	China Made New

##### 1.2. F00HN37759 Common Rail EUP Pump Repair Kit Common Part Number

###### (1) Common Rail EUP Pump Repair Kit Exchange Information

Common Rail EUP Pump Repair Kit Part Number	Compatible Number
F00HN37759	/

###### (2) Common Rail EUP Pump Repair Kit Application Information

Common Rail EUP Pump Model	OE Number	Car Brand	Engine Model	Cylinder	Power Source (V)
0414755002	50 10 284 908	/	/	/	/
0414755003	313 GC 5227 M	/	E7-350	6	/
0414755006	50 01 860 115	/	MACK E-TECH A	6	24 V
0414755007	313 GC 5230 M	/	/	/	/
0414755014	313 GC 5233 MX	/	/	/	/
0414755015	313 GC 5233 M	/	/	/	/
0414755019	/	/	/	/	/
0414755020	/	/	/	/	/

###### (3) Common Rail EUP Pump Repair Kit Part Number Common Writing

F00HN37759

##### 1.3. F00HN37759 Common Rail EUP Pump Repair Kit Matching Information

Adaptation System: [Common Rail System](#)

Common Rail EUP Pump Repair Kit Series: [0414 Series](#)

Common Rail EUP Pump Repair Kit Type: [High Pressure Common Rail EUP Pump Repair Kit](#)

##### 1.4. F00HN37759 Common Rail EUP Pump Repair Kit Specifications and Dimensions

Common Rail EUP Pump Repair Kit Size: [8cm\\*9 cm \\*1 cm](#)

Common Rail EUP Pump Repair Kit Net Weight: [50g](#)



Common Rail EUP Pump Repair Kit Gross Weight: 120g

Common Rail EUP Pump Repair Kit Quality: China Made New

Common Rail EUP Pump Repair Kit Package Size: 11cm\*13cm \*2cm

Common Rail EUP Pump Repair Kit MOQ: 10 Pieces

### 1.5. F00HN37759 Common Rail EUP Pump Repair Kit Quality Control

#### (1) Common Rail EUP Pump Repair Kit Testing

All common rail EUP pump repair kit spare parts are tested for electrical characteristics, accuracy, high temperature, low temperature, withstand voltage, leakage, durability, and various working conditions.

#### (2) Common Rail EUP Pump Repair Kit Assembling

And the quality control of the common rail EUP pump repair kit production and installation process, our company strictly follows the standard product installation data and product installation steps to install, such as common rail EUP pump repair kit stroke test, common rail EUP pump repair kit solenoid valve tightening torque.

#### (3) Common Rail EUP Pump Repair Kit Inspection

The factory inspection of the common rail EUP pump repair kit is undergone full inspection, random inspection, and batch inspection three inspections. Different brands of test benches are used to test the same common rail EUP pump repair kit for a total of no less than three times for factory inspection, and the common rail EUP pump repair kit installation testing environment are progressed in dust-free workshop.

### 1.6. F00HN37759 Common Rail EUP Pump Repair Kit Customized Service

(1) **Common Rail EUP Pump Repair Kit Customized Service:** Meet the customized needs of OEM manufacturers for shell lettering, logo engraving, common rail EUP pump repair kit internal packaging, common rail EUP pump repair kit external packaging and labels customized, etc.



Common Rail EUP Pump Repair Kit Box And Label

#### (2) Common Rail EUP Pump Repair Kit Customized Service Requirements:

The purchased of customized common rail EUP pump repair kit are not less than 10 pieces.






Customized common rail EUP pump repair kit packages no less than 1000 pieces.

When the customized products involve the need of specify logo, the OEM manufacturer needs to provide trademark authorization and the sample of logo image file.

⚠ Once the customized common rail EUP pump repair kit is sold, it cannot be returned or exchanged if there is no quality problems.

## 1.7. F00HN37759 Common Rail EUP Pump Repair Kit Packing List and Package Size

## (1) Common Rail EUP Pump Repair Kit Spare Parts List

No.	1	2	3
Image			
Name	Common Rail EUP Pump Repair Kit	Desiccant	White Anti-Rust Bag
Description	Common rail EUP pump repair kit assembly part number: F00HN37759	Prevents rust, absorbs moisture	Preventing EUP pump repair kit from rusting
No.	4	5	6
Image			/
Name	Common Rail EUP Pump Repair Kit Packing Box	Common Rail EUP Pump Repair Kit	/
Description	Place common rail EUP pump repair kit and common rail EUP pump repair kit accessories	Complete accessories 13pcs	/

▲ Minors are forbidden to use the common rail EUP pump repair kit assembly, O-ring, gasket, protective cover, common rail EUP pump repair kit house protective cover, solenoid valve protective cover, VCI anti-rust bag, and air bubble bag to avoid personal injury.

▲ O-ring and gasket are disposable installation accessories, and need to be replaced for re-installation.

▲ The protective cover is recyclable accessories that can be reused.

▲ VCI anti-rust bags and bubble bags are non-degradable materials, please dispose of them properly after using.

▲ The common rail EUP pump repair kit and the installation parts should be coated with appropriate sealing oil during installation.

## (2) Common Rail EUP Pump Repair Kit Box Size



No.	Name	Common Rail EUP Pump Repair Kit Package Size (cm)
1	Common Rail EUP Pump Repair Kit Box	11*13*2

## 1.8. F00HN37759 Common Rail EUP Pump Repair Kit Testing Standard and Certificate

We can provide the factory quality inspection test report of each common rail EUP pump repair kit to ensure that each common rail EUP pump repair kit delivered meets the engine performance indicators.

BOTEN		测试报告		4.05.2019 10:42:09																																									
企业名称: _____ 电话: _____ 地址: _____ 传真: _____ 检测人: _____ 客户地址: _____ 检测单位: _____ 电话: _____ 客户姓名: _____ 传真: _____ 检测项目: _____ 检测名称: 检测器 型号-零件号: _____ 检测日期: _____																																													
<b>检测结果</b>																																													
检测标准: C00000-0511 <table border="1"> <thead> <tr> <th>检测项目</th> <th>检测结果</th> <th>标准范围</th> <th>检测结果</th> <th>检测结果</th> </tr> </thead> <tbody> <tr> <td>LEAK TEST:</td> <td>0.0</td> <td>0.5</td> <td>0.5</td> <td>20.0 ± 1.0</td> </tr> <tr> <td>Back:</td> <td>0.0</td> <td>0.5</td> <td>0.5</td> <td>20.0 ± 1.0</td> </tr> <tr> <td>WARM:</td> <td>0.0</td> <td>12.5 ± 1.0</td> <td>0.0</td> <td>20.0 ± 1.0</td> </tr> <tr> <td>Max:</td> <td>231.5</td> <td>231.5 ± 14.4</td> <td>0.0</td> <td>20.0 ± 1.0</td> </tr> <tr> <td>TL:</td> <td>28.4</td> <td>28.4 ± 8.5</td> <td>0.0</td> <td>20.0 ± 1.0</td> </tr> <tr> <td>EL:</td> <td>14.1</td> <td>14.1 ± 4.8</td> <td>0.0</td> <td>20.0 ± 1.0</td> </tr> <tr> <td>VE:</td> <td>0.7</td> <td>4.0 ± 1.0</td> <td>0.0</td> <td>20.0 ± 1.0</td> </tr> </tbody> </table>						检测项目	检测结果	标准范围	检测结果	检测结果	LEAK TEST:	0.0	0.5	0.5	20.0 ± 1.0	Back:	0.0	0.5	0.5	20.0 ± 1.0	WARM:	0.0	12.5 ± 1.0	0.0	20.0 ± 1.0	Max:	231.5	231.5 ± 14.4	0.0	20.0 ± 1.0	TL:	28.4	28.4 ± 8.5	0.0	20.0 ± 1.0	EL:	14.1	14.1 ± 4.8	0.0	20.0 ± 1.0	VE:	0.7	4.0 ± 1.0	0.0	20.0 ± 1.0
检测项目	检测结果	标准范围	检测结果	检测结果																																									
LEAK TEST:	0.0	0.5	0.5	20.0 ± 1.0																																									
Back:	0.0	0.5	0.5	20.0 ± 1.0																																									
WARM:	0.0	12.5 ± 1.0	0.0	20.0 ± 1.0																																									
Max:	231.5	231.5 ± 14.4	0.0	20.0 ± 1.0																																									
TL:	28.4	28.4 ± 8.5	0.0	20.0 ± 1.0																																									
EL:	14.1	14.1 ± 4.8	0.0	20.0 ± 1.0																																									
VE:	0.7	4.0 ± 1.0	0.0	20.0 ± 1.0																																									
检测日期: 4.05.2019 10:42:09 检测人: 检测器 检测单位: 检测器 检测日期: 4.05.2019 10:42:09																																													



## 1.9. F00HN37759 Common Rail EUP Pump Repair Kit Warranty Instructions

### (1) Product Warranty Conditions and Instructions

It is necessary to provide pictures, videos, or test reports detected by the common rail EUP pump repair kit inspection equipment when the common rail EUP pump repair kit is abnormal during use as evidence to feed back to the salesman.

Abnormal conditions are properly explained such as: 1.Smoke, 2. Engine shake, 3. Difficulty starting the engine, 4. Engine noise, 5. oil leakage etc.

### (2) Common Rail EUP Pump Repair Kit Warranty Coverage

① Within 15 days after customer receives the F00HN37759 injector, if there is a performance failure and the product has no appearance damage, customer can choose to replace it or repair it;

② If the F00HN37759 common rail EUP pump repair kit has performance problems during the warranty period (6-12 months), and it is confirmed that it is product's problems after testing, you can contact our salesmen to replace the same model or a reworked product with the same performance for free;

③ If the common rail EUP pump repair kit house has obvious scratches, it can only be repaired and it will be returned as it is if the product is confirmed to be fault-free.

▲ **Tips: For products not covered by warranty, our company can provide paid maintenance services. For products after paid repaired, the same performance problem will have a free warranty period within 3 months from the date of repairing.**

### (3) Common Rail EUP Pump Repair Kit Out of Warranty Coverage

① The warranty period has expired.

② Common rail EUP pump repair kit working failure caused by high temperature, high pressure, humidity, rain and snow, saline-alkali land, earthquake, and used in abnormal environment.

③ Customer disassembles or repairs the common rail EUP pump repair kit personally resulting in damage to the common rail EUP pump repair kit.

④ Common rail EUP pump repair kit damage caused by man-made reasons (throwing, strong magnetic field magnetization, set fire).

⑤ Common rail EUP pump repair kit working failure or common rail EUP pump repair kit damaged caused by non-common rail EUP pump repair kit design, technology, manufacturing, quality and other issues.

⑥ Common rail EUP pump repair kit working failure due to system pressure exceeding system approved pressure.

⑦ Common rail EUP pump repair kit working failure caused by system voltage exceeding approved voltage.

⑧ Common rail EUP pump repair kit working failure caused by impurities (water, lead, aluminum powder, iron powder, sulfide) in the system fuel exceeding the standard requirements.

⑨ Common rail EUP pump repair kit working failure caused by not installing according to the tightening torque specified in the vehicle engine maintenance manual (the tightening torque is too large or too small).

⑩ Common rail EUP pump repair kit working failure caused by not following the installation angle specified in the vehicle engine maintenance manual.

⑪ Common rail EUP pump repair kit working failure caused by not following the cleaning requirements specified in the vehicle engine maintenance manual.

⑫ Common rail EUP pump repair kit working failure caused by failure to replace consumable parts as specified in the vehicle engine maintenance manual.

⑬ Common rail EUP pump repair kit working failure caused by not complying with the intake system fit clearance and exhaust system fit clearance requirements specified in the vehicle engine maintenance

manual.

⑭ Failure to replace the consumable parts and the fitting clearance of the oil inlet system pipeline and the common rail EUP pump repair kit connection in accordance with the fuel intake system specified in the vehicle engine maintenance manual.

## 2. F00HN37759 Common Rail EUP Pump Repair Kit Technical Support

### 2.1. F00HN37759 Common Rail EUP Pump Repair Kit Installation Precautions:

- (1) The replacement of the common rail EUP pump repair kit must strictly follow the electrical system, the approved pressure of the low-pressure fuel intake system, the approved pressure of the high-pressure fuel circuit system, and fuel system replacement consumables requirements (including the low-pressure fuel circuit system filter and the high-pressure fuel circuit) specified in the vehicle engine maintenance manual,
- (2) Replacement of wearing parts of the fuel system, cleaning requirements for the connection between the fuel system and the injector, the fitting clearance of the common rail EUP pump repair kit connection, the installation angle and tightening torque of the injector, the fitting clearance of the intake system, and the fitting clearance of the exhaust system to ensure the service life of the engine and the normal operation of the injector.
- (3) When installing the common rail EUP pump repair kit on the engine, it is necessary to clean the engine block, cylinder head and other parts connected to the common rail EUP pump repair kit, and ensure that there is no dust, carbon deposits, water, rust spots, etc.
- (4) When installing the common rail EUP pump repair kit on the engine, please carefully check the components related to the installation of the common rail EUP pump repair kit, such as the common rail EUP pump repair kit pressure plate, screw, common rail EUP pump repair kit rod and other accessories are not deformed, and install it in strict accordance with the operation steps of the engine maintenance manual.
- (5) It is forbidden to operate the bare common rail EUP pump repair kit for a long time in an environment with serious dust pollution and corrosion to iron products.
- (6) It is forbidden to operate the bare common rail EUP pump repair kit for a long time in a strong magnetic field environment.

### 2.2. Reasons for F00HN37759 Common Rail EUP Pump Repair Kit Not Working Normally

- (1) There is air in the oil circuit of the engine fuel system.
- (2) Vehicle oil pump oil supply system is not normal.
- (3) Engine common rail system oil leakage or pressure limiting valve damage.
- (4) There is a short circuit, cutting out and poor contact in the wiring harness connected to the common rail EUP pump repair kit of the vehicle.
- (5) The long-term placement of the common rail EUP pump repair kit causes the anti-rust oil to solidify, and the internal components are stuck or the oil holes are blocked.

▲ Before installing, carefully check whether other components in the common rail system except the common rail EUP pump repair kit are damaged so as to prevent the common rail EUP pump repair kit from not working properly after being replaced.

### 2.3. Causes of F00HN37759 Common Rail EUP Pump Repair Kit Being Damaged

- (1) The operator does not operate properly according to engine maintenance manual during disassembly or installation, resulting in damage to the common rail EUP pump repair kit.



- (2) The fuel oil used for the vehicle does not meet the standard cause damage to the common rail EUP pump repair kit, such as: the water content in the fuel oil exceeds the standard, iron powder, aluminum powder, sulfide impurities exceed the standard, etc.
- (3) The engine is not regularly maintained according to the engine maintenance manual (please refer to the vehicle maintenance manual for the maintenance mileage). For example, failure to replace the lubricating oil of the engine system for a long time will cause abnormal wear of the engine, excessive exhaust gas volume or a large amount of carbon deposits inside the engine. The filter is not replaced during maintenance or the replaced filter cannot reach the original filter standard. all above reasons can cause damage to the injector.
- (4) The abrasion of the oil pump produces iron powder and aluminum powder enter the common rail EUP pump repair kit and cause damage to the common rail EUP pump repair kit.
- (5) The deformation and abrasion of fuel tank result in iron powder or aluminum powder entering the common rail EUP pump repair kit and causing damage to the common rail EUP pump repair kit.
- (6) The common rail EUP pump repair kit is damaged due to replacement or adjustment of the relevant parts of the common rail EUP pump repair kit. For example, the valve clearance does not meet the standard after the engine is repaired, the replacement or modification of the wiring harness connected to the common rail EUP pump repair kit fails to meet the original standard.
- (7) The engine is overheated and overloaded for a long time working results in damage to the common rail EUP pump repair kit.
- (8) The common rail EUP pump repair kit will be damaged naturally at the end of its working life.
- (9) The common rail EUP pump repair kit is magnetized (common rail EUP pump repair kit parts' magnetic exceeded) causing the common rail EUP pump repair kit to not work properly.

▲ Before replacing the common rail EUP pump repair kit, please check the engine parts carefully according to the engine maintenance manual to avoid the common rail EUP pump repair kit being damaged again after replacement.

## 2.4. F00HN37759 Common Rail EUP Pump Repair Kit Technical Support Obtaining Methods

- (1) Common Rail EUP Pump Repair Kit Technical File: <https://www.euppumps.com/download/>
- (2) Common Rail EUP Pump Repair Kit Videos: <https://www.euppumps.com/videos/>
- (3) Common Rail EUP Pump Repair Kit Encyclopedia:  
<https://www.euppumps.com/category/news/encyclopedia/>

## 3. F00HN37759 Common Rail EUP Pump Repair Kit Purchase and Delivery

### 3.1. F00HN37759 Common Rail EUP Pump Repair Kit Purchase Payment Term

**Payment Terms:** T/T, PayPal, Alipay, WeChat

Please contact our salesmen for specific payment information.

### 3.2. F00HN37759 Common Rail EUP Pump Repair Kit Main Sales Markets

Common rail EUP pump repair kit main sales markets: Asia, Europe, North America, South America, Africa etc.

### 3.3. F00HN37759 Common Rail EUP Pump Repair Kit Declaration Requirements

We can assist customers to provide the following documents for import customs clearance: contract, invoice, packing list, bill of lading, insurance policy, certificate of origin, etc.

**3.4. F00HN37759 Common Rail EUP Pump Repair Kit Shipping Ways**

**Destination in China areas:** SF Express, Debon Express, the corresponding logistics company can be provided according to customer requirements in special cases.

**Destinations out of China's areas:** DHL, UPS, FedEx, TNT air, ocean or other shipping methods required by customers.

**3.5. F00HN37759 Common Rail EUP Pump Repair Kit Lead time**

**Lead time:** Send out within 3 – 7 working days after receiving payment ( Except for special products and special cases ) .

**3.6. F00HN37759 Common Rail EUP Pump Repair Kit Logistics Time for Destination Out of China's Areas**

**DHL Logistics Time :**

Country or Region of Departure	Hong Kong, China	Other Countries or Regions of Asia	Australia and New Zealand	Europe	America	Other Countries
China's Mainland	7 Days	7 Days	8 Days	8 Days	8-12 Days	7-10 Days

**UPS Logistics Time: Country or Region of Departure: China's Mainland**

Country of Destination	Estimated Arrival Time	Country of Destination	Estimated Arrival Time	Country of Destination	Estimated Arrival Time
Japan	3 Days	UK	5-7Days	Egypt	5-7 Days
Turkey	5-7 Days	Singapore	3 Days	Switzerland	5-7 Days
Bahrain	5-7 Days	Latvia	7-10 Days	New Zealand	7-10 Days
Sri Lanka	5-7 Days	Thailand	3 Days	Austria	5-7 Days
Romania	5-7 Days	Vietnam	3-5 Days	Estonia	5-7 Days
Malaysia	3-5 Days	Israel	5-7 Days	Mexico	7-10 Days
France	5-7 Days	America	5-7 Days	United Arab Emirates	5-7 Days
Italy	5-7 Days	Netherlands	5-7 Days	Bengal	7-10 Days
Lebanon	5-7 Days	Philippine	3-5 Days	Greece	7-10 Days
South Korea	3 Days	Spain	5-7 Days	Myanmar	5-7 Days
Canada	5-7 Days	Germany	5-7 Days	Saudi Arabia	7-10 Days
Portugal	5-7 Days	Australia	5-7 Days	South Africa	7-10 Days
Denmark	5-7 Days	Belgium	5-7 Days	Ukraine	7-10 Days
India	7-10 Days	Qatar	7-10 Days	Poland	5-7 Days
Indonesia	3-5 Days	Morocco	7-10 Days	Pakistan	7-10 Days
Kuwait	7-10 Days	/		/	/

▲ The logistics time is for reference only , subjects are according to the actual arrival.

**3.7. F00HN37759 Common Rail EUP Pump Repair Kit Packing**

**Domestic express packaging:** Usually wrapped in waterproof scotch tape, such as picture No.1.




**International express packaging:** Wrapped with waterproof yellow tape After wrapping the black protective film, such as picture No. 2.

**Pallet Shipping:** Use fumigation free and recycling trays that meet export requirements, and use white wrapping protective film to wrap and bind with cable ties for the outside, such as picture No. 3, also, the products can be packaged according to customers' requirements.

⚠ The packing tray is made of plastic and can be recycled.

⚠ Transparent tape, yellow tape, black wrapping protective film, white wrapping protective film are non-degradable materials, please dispose of them properly.

⚠ Minors are prohibited from using transparent tape, yellow tape, black wrapping protective film, and white wrapping protective film to avoid personal injury.

No.	1	2	3
Image			
Name	Domestic Express Packaging	International Express Packaging	Pallet Shipping
Description	Wrapped by transparent tape	Wrapped with yellow tape after wrapping black protective film	Use pallet that meet export requirements, and use white wrapping protective film to wrap and bind with cable ties

**Pallet Shipping:** Use pallet that meet export requirements, and use white wrapping protective film to wrap and bind with cable ties

#### 4. F00HN37759 Common Rail EUP Pump Repair Kit Storage Standard

##### (1) Choose a suitable storage place

The warehouse and cargo yard where the common rail EUP pump repair kit is stored should be kept clean and dry, and away from the factory buildings that generate harmful gases and dust; do not mix with acids, alkalis, salts and other substances; the storage place should have a good drainage system; the cargo yard should be flattened with gravel or furnace ash etc. to enhance the water permeability of the surface layer to keep the reservoir area dry.

##### (2) Strict requirements of warehousing

Strict inspections should be carried out when the common rail EUP pump repair kits are put into storage, the surface cleaning work should be done well to remove water traces, oil stains, ash and other dirt, remove the rust and do anti-rust treatment in time. Packaged injectors must be protected from damage.

##### (3) Keep the warehouse dry and preventing moisture

The relative humidity is usually below 70% for the common rail EUP pump repair kits placed in the room, and the corrosion of the common rail EUP pump repair kits is significantly reduced.

common rail EUP pump repair kit s must be stored in the warehouse, and they are forbidden to store in the same warehouse with commodities with high water content.

##### (4) Stack Properly

After the common rail EUP pump repair kit is exposed to rain, the corrosion rate will increase significantly. The purpose of sealing is to isolate the common rail EUP pump repair kit from rainwater and humid air, so the warehouse window should be checked in time to avoid rainwater entering the warehouse

If the common rail EUP pump repair kit package is damaged, it should be repaired or replaced; when



the package is damp, the packaging material should be dried; if the original anti-corrosion and oil applied at the factory is found to be damaged or dried up, it should be cleaned and re-applied oil in time.

- ⚠ It is forbidden to leave the common rail EUP pump repair kit exposed in the air for a long time.
- ⚠ It is forbidden to store acid, alkali, salt and other substances together with the common rail EUP pump repair kit.
- ⚠ The unpacked common rail EUP pump repair kit must be rust-proof during secondary storage.

## 5. Company Information



### 5.1. Company Introduction

📞 Mob Phone/WeChat: +86-13410541523

📞 HK Telephone: +852-67653519

📞 Telephone: +86-755-23215133

📍 **Shenzhen Office:** 11-12, Floor 14, Building 13, Qinchengda Building, Exit A, Honglang North Subway Station, Bao'an District, Shenzhen, China's Mainland

📍 **Shenzhen Office:** Exit C, Qiao Touxu Metro Station, NO. 66 Chongqing Road, Fuhai Avenue, Bao'an District, Shenzhen, China Mainland

📍 **Hong Kong Office:** Jianfa Street Industrial Zone, Tuen Mun, New Territories, Hong Kong, China

📍 **After-sales Service Address:** Please contact our salesmen to obtain and provide the corresponding product maintenance reasons (Reference: 1.9. F00HN37759 Common Rail EUP Pump Repair Kit Warranty Instructions)

**5.2. Contact Information**

Name	WeChat/WhatsApp
Ruby	+86-13410541523

**6. Copyright Statement**

All content (including but not limited to parameters, data, text, charts, images, audio, and videos) contained in the "[F00HN37759 Common Rail EUP Pump Repair Kit 0414 Series 13-piece Set Technical File](#)" is the exclusive copyright of Shenzhen Shumatt Technology Co., Ltd. Without the prior written permission of Shenzhen Shumatt Technology Co., Ltd, you are not allowed to modify any contents in "[F00HN37759 Common Rail EUP Pump Repair Kit 0414 Series 13-piece Set Technical File](#)" in any way. At the same time, any conditions to spread, repost, display the contents of "[F00HN37759 Common Rail EUP Pump Repair Kit 0414 Series 13-piece Set Technical File](#)" should indicate that the cited article is from Shenzhen Shumatt Technology Co., Ltd. Any use of this File that fails to comply with the above provisions shall constitute a violation of the Copyright Law of the People's Republic of China, other relevant laws and regulations, as well as the provisions of applicable international conventions.